



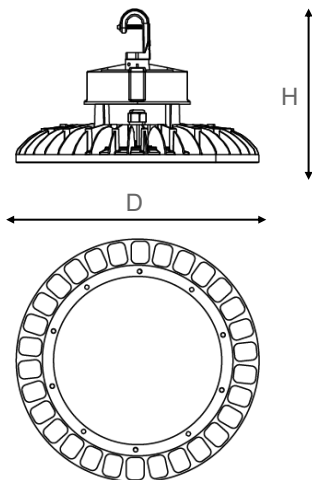
PRODUCT FEATURES

- Die-Cast Aluminum Alloy Housing
- Black Finish
- IP65 Rating - Suitable for Wet Locations
- 100-277 Voltage Rating, PF > 0.9, THD < 20%
- CRI > 80
- Mercury and UV Free
- Dimming: 1-10V, PWM, VR
- Flat Clear Glass Lens
- 50,000 Hour Lifetime Rating
- 5-Year Limited Warranty
- DLC Premium Listed
- UL / cUL Certified
- Operating Temperature: -22°F to 122°F (-30°C to 50°C)

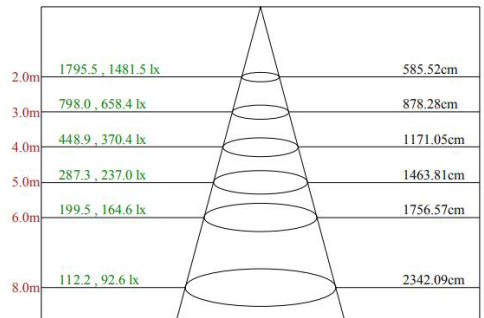
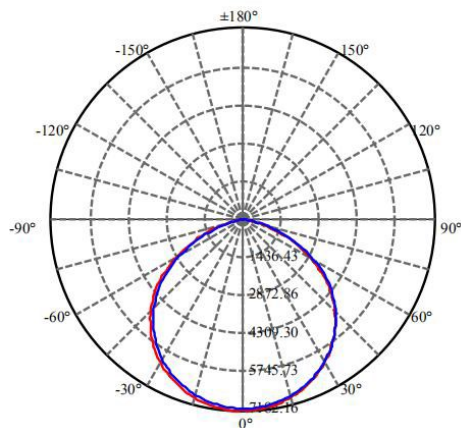
PRODUCT SPECIFICATIONS

MODEL	ITEM #	POWER (W)	LUMENS (LM)	CCT (K)	DIMENSIONS (IN) D x H	EFFICIENCY (Lm/W)	BEAM ANGLE
CLU11-150WRD1-BK50	L150W5KUFOCL11	150	20,250	5000	Ø 11.73 x 7.44	135	110°

DIAGRAM



PHOTOMETRY



Max , Ave Beam angle of CPlane1 11.32

